

RECOMMENDED PCB LAYOUT
GENERAL TOLORANCE ±0.05

NOTES:

1. MATERIAL:
 - 1.1 HOUSING: HALOGEN FREE PLASTIC, HIGH TEMP,UL94V-0.
 - 1.2 CONTACT: COPPER ALLOY
2. FINISH:
 - 2.1 CONTACT:
 - 1: GOLD FLASH PLATING,
50u"~100u" NICKEL UNDERPLATING OVERALL.
 - N:100~200u" MATT TIN PLATING,
50u"~100u" NICKEL UNDERPLATING OVERALL.
3. LOCKING WINDOW: ONE PLACE FOR 2&3 CTKS.
TWO PLACES FOR MORE THAN 4 CTKS.
4. SPEC. PLS. REFER TO PS-50275-xxxx-xxx
5. PACKAGE PLS. REFER TO 88462-xxxx-xx-TRP.
6. MATES WITH : 50276 SERIES
7. PART NUMBER

50275-XXX X X-XXX
CKTS

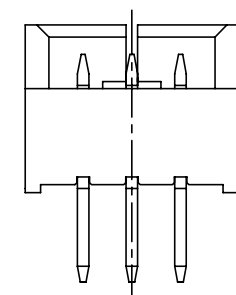
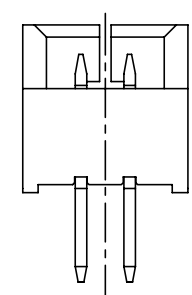
PACKING

- 0:TAPE & REEL
- 1:TUBE
- 2:TRAY
- 7:TAPE & REEL WITH COVER
- 8:TUBE WITH COVER

PLATING

- 1:GOLD FLASH
- N:MATT TIN(LEAD FREE)
- C:15u" GOLD ON CONTACT AND
GOLD FLASH ON SOLDER

| XXX | Dim D | Material&Color | Dim E |
|-----|-------|----------------|-------|
| 001 | 0.9 | HF&Black | 4.50 |
| 002 | 1.5 | HF&Black | 4.50 |
| 003 | 2.3 | HF&Black | 4.50 |
| 004 | 0.9 | HF&Natural | 4.50 |
| 005 | 1.5 | HF&Natural | 4.50 |
| 006 | 2.3 | HF&Natural | 4.50 |
| 007 | 0.9 | HF&Black | 3.25 |
| 008 | 0.7 | HF&Black | 3.25 |
| 009 | 1.5 | HF&Black | 3.25 |
| 010 | 1.5 | HF&Natural | 3.25 |
| 012 | 4.0 | HF&Natural | 4.50 |



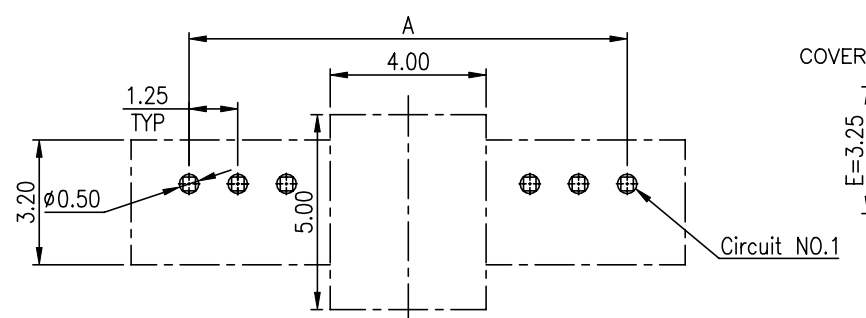
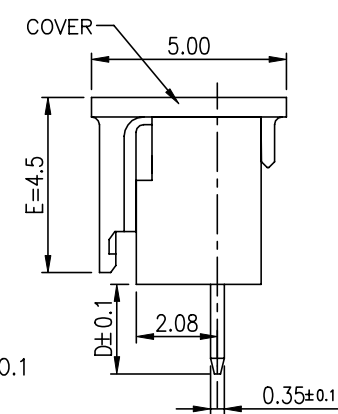
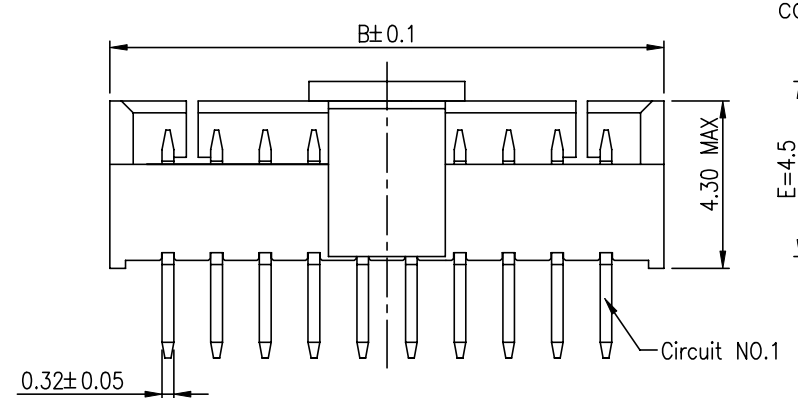
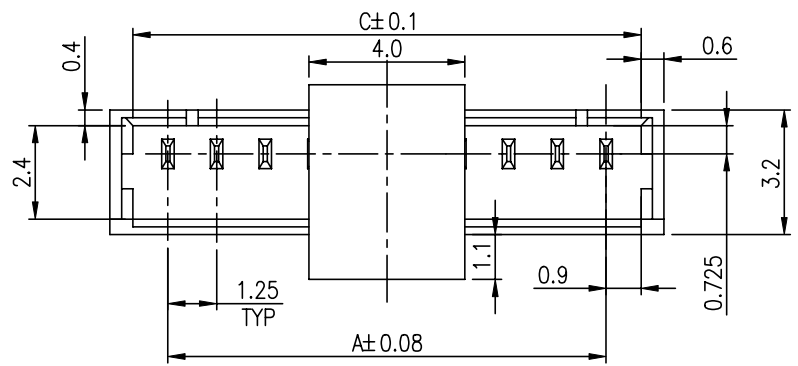
2 PIN

3 PIN

3 LOCK CONFIGURATION

| CKT | DIM A | DIM B | DIM C |
|-----|-------|-------|-------|
| 2 | 1.25 | 4.23 | 3.05 |
| 3 | 2.50 | 5.48 | 4.30 |
| 4 | 3.75 | 6.73 | 5.55 |
| 5 | 5.00 | 7.98 | 6.80 |
| 6 | 6.25 | 9.23 | 8.05 |
| 7 | 7.50 | 10.48 | 9.30 |
| 8 | 8.75 | 11.73 | 10.55 |
| 9 | 10.00 | 12.98 | 11.80 |
| 10 | 11.25 | 14.23 | 13.05 |
| 11 | 12.50 | 15.48 | 14.30 |
| 12 | 13.75 | 16.73 | 15.55 |
| 13 | 15.00 | 17.98 | 16.80 |
| 14 | 16.25 | 19.23 | 18.05 |
| 15 | 17.50 | 20.48 | 19.30 |

| | | | |
|--|--|---------------------|----------------------------|
| QUALITY SYMBOLS MAJOR Ⓜ CRITICAL Ⓢ GENERAL TOLERANCES (UNLESS SPECIFIED) X ±0.5 .X ±0.25 .XX ±0.15 .XXX ±0.1 ANGLES ±2° | DRAWN BY Huang,ShunSen 23/07/12 | DATE 23/07/12 | |
| | CHECKED BY Lu, jingquan 23/07/12 | DATE 23/07/12 | |
| | APPROVED BY hsieh,fu yu 23/07/12 | DATE 23/07/12 | DWG NO. 50275-XXXXX-XXX |
| | UNITS mm | | SIZE A4 |
| | SCALE 5:1 | SHEET NO. 1 OF 2 | PART NO. SEE NOTES |

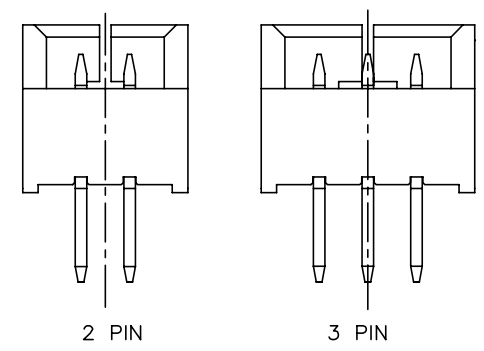
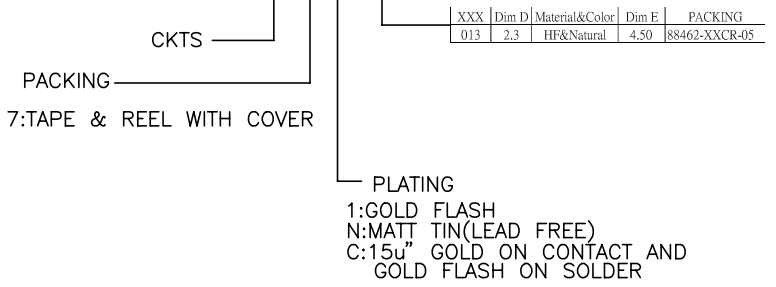


RECOMMENDED PCB LAYOUT
GENERAL TOLORANCE ±0.05

NOTES:

1. MATERIAL:
 - 1.1 HOUSING: HALOGEN FREE PLASTIC, HIGH TEMP,UL94V-0.
 - 1.2 CONTACT: COPPER ALLOY
2. FINISH:
 - 2.1 CONTACT:
 - 1: GOLD FLASH PLATING,
50u"~100u" NICKEL UNDERPLATING OVERALL.
 - N:100~200u" MATT TIN PLATING,
50u"~100u" NICKEL UNDERPLATING OVERALL.
3. LOCKING WINDOW: ONE PLACE FOR 2&3 CTKS.
TWO PLACES FOR MORE THAN 4 CTKS.
4. SPEC. PLS. REFER TO PS-50275-xxxx-xxx
5. PACKAGE PLS. REFER TO 88462-xxxx-xx-TRP.
6. MATES WITH : 50276 SERIES
7. PART NUMBER

50275-XXX X X-XXX



3 LOCK CONFIGURATION

| CKT | DIM A | DIM B | DIM C |
|-----|-------|-------|-------|
| 2 | 1.25 | 4.23 | 3.05 |
| 3 | 2.50 | 5.48 | 4.30 |
| 4 | 3.75 | 6.73 | 5.55 |
| 5 | 5.00 | 7.98 | 6.80 |
| 6 | 6.25 | 9.23 | 8.05 |
| 7 | 7.50 | 10.48 | 9.30 |
| 8 | 8.75 | 11.73 | 10.55 |
| 9 | 10.00 | 12.98 | 11.80 |
| 10 | 11.25 | 14.23 | 13.05 |
| 11 | 12.50 | 15.48 | 14.30 |
| 12 | 13.75 | 16.73 | 15.55 |
| 13 | 15.00 | 17.98 | 16.80 |
| 14 | 16.25 | 19.23 | 18.05 |
| 15 | 17.50 | 20.48 | 19.30 |

| | | | |
|--|--|---------------------|----------------------------|
| QUALITY SYMBOLS MAJOR Ⓜ CRITICAL Ⓢ GENERAL TOLERANCES (UNLESS SPECIFIED) X ±0.5 .X ±0.25 .XX ±0.15 .XXX ±0.1 ANGLES ±2° | DRAWN BY Huang,ShunSen 23/07/12 | DATE 23/07/12 | |
| | CHECKED BY Lu, jingquan 23/07/12 | DATE 23/07/12 | |
| | APPROVED BY hsieh,fu yu 23/07/12 | DATE 23/07/12 | DWG NO. 50275-XXXXX-XXX |
| | UNITS mm | | SIZE A4 |
| | SCALE 5:1 | SHEET NO. 2 OF 2 | PART NO. SEE NOTES |